

# Stop and Search

November 2018



524

Total number of stop and searches

## Object found



Yes

182

34.7%



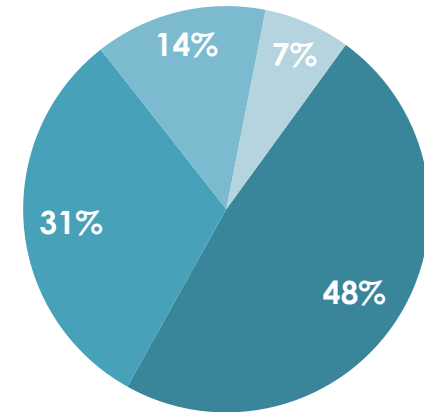
No

342

65.3%

## Purpose of search

- Drugs (252)
- Offensive weapon (164)
- Stolen items (72)
- Other (36)



## Outcome of search

Outcome (Exc. NFA)	251	48%
No further action (NFA)	273	52%
Arrests	81	15%
Advice	66	12%
Other	62	12%
Cannabis warning	42	8%



## Highlights

- There has been an increase of 89 stop searches compared to October 2018, due to a rise in section 60 searches
- In November, the majority of searches were conducted on suspicion of drugs (48%) and offensive weapons (31%)
- Out of the 524 searches, an object was found 34.7% of the time
- Almost 4 out of 10 searches resulted in a meaningful outcome
- Under section 1 of the Police and Criminal Evidence Act, most of the searches were utilised for offensive weapons (44.8%) and stolen items (38.2%), with objects being found a quarter of the time
- When searching under section 23 of the Misuse of Drugs Act 1973, an object was found 49% of the time
- Section 60 Criminal Justice and Public Order Act 1994 searches are used in a controlled way at places that have been identified as having an evolving problem. In November, the British Transport Police authorised searches at Stratford, Ilford and Lewisham stations.



**10 - 17**

110



**18 - 24**

183



**25 - 44**

161



**45 - 64**

26



**65+**

0



**Not stated**

44



Female

21



Male

497



Transgender

0

Not stated

6

**White**

**323**

**Black**

**152**

**Asian**

**39**

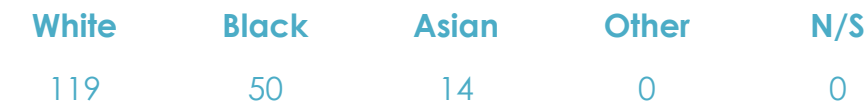
**Other**

**4**

**Not stated**

**6**

# Section 1 Police and Criminal Evidence Act 1984



## Purpose of search

Offensive weapon	82	44.8%
Stolen items	70	38.2%
Going equipped	22	12%
Other	7	3.8%
Firearms	1	0.55%
Criminal damage	1	0.55%

## Object found



**Yes**  
46  
25.1%



**No**  
137  
74.9%



## Top Locations

- Finsbury Park Station 9
- Stratford Station 7
- Manchester Piccadilly Station 7
- Kings Cross & St Pancras Underground Station 6
- Wokingham Station 5



**183**

# Section 1 Police and Criminal Evidence Act 1984



10 - 17  
51

<b>White</b>	<b>30</b>	<b>58.8%</b>
<u>Object not found</u>	24	80%
NFA	12	50%
Advice	7	29.2%
Summons	3	12.5%
Arrested	2	8.3%
<u>Object found</u>	6	20%
Arrested	6	100%
<b>Black</b>	<b>20</b>	<b>39.2%</b>
<u>Object not found</u>	19	95%
NFA	15	78.9%
Advice	3	15.8%
Arrested	1	5.3%
<u>Object found</u>	1	5%
Arrested	1	100%
<b>Asian</b>	<b>1</b>	<b>2%</b>
<u>Object not found</u>	1	100%
NFA	1	100%



18 - 24  
42

<b>White</b>	<b>20</b>	<b>47.6%</b>
<u>Object not found</u>	13	65%
NFA	9	69.2%
Advice	3	23.1%
Arrested	1	7.7%
<u>Object found</u>	7	35%
Arrested	5	71.4%
Summons	1	14.3%
Cannabis Warning	1	14.3%
<b>Black</b>	<b>13</b>	<b>31%</b>
<u>Object not found</u>	9	69.2%
NFA	8	88.9%
Cannabis Warning	1	11.1%
<u>Object found</u>	4	30.8%
Arrested	2	50%
NFA	1	25%
Advice	1	25%
<b>Asian</b>	<b>9</b>	<b>21.4%</b>
<u>Object not found</u>	6	66.7%
NFA	5	83.3%
Summons	1	16.7%
<u>Object found</u>	3	33.3%
Arrested	2	66.7%
Summons	1	33.3%



25 - 44  
58

<b>White</b>	<b>48</b>	<b>82.8%</b>
<u>Object not found</u>	30	62.5%
NFA	16	53.3%
Arrested	6	20%
Advice	5	16.7%
Summons	3	10%
<u>Object found</u>	18	37.5%
Arrested	8	44.4%
NFA	4	22.2%
Advice	3	16.7%
Summons	2	11.1%
Community Resolution	1	5.6%
<b>Black</b>	<b>8</b>	<b>13.8%</b>
<u>Object not found</u>	8	100%
NFA	6	75%
Penalty Notice Disorder	1	12.5%
Arrested	1	12.5%
<b>Asian</b>	<b>2</b>	<b>3.4%</b>
<u>Object not found</u>	2	100%
NFA	2	100%



45 - 64  
16


<b>White</b>	<b>12</b>	<b>75%</b>
<u>Object not found</u>	8	66.7%
NFA	7	87.5%
Advice	1	12.5%
<u>Object found</u>	4	33.3%
Advice	2	50%
Community Resolution	1	25%
Arrested	1	25%
<b>Black</b>	<b>3</b>	<b>18.8%</b>
<u>Object not found</u>	3	100%
NFA	2	66.7%
Arrested	1	33.3%
<b>Asian</b>	<b>1</b>	<b>6.2%</b>
<u>Object found</u>	1	100%
Advice	1	100%



Not stated  
16

<b>White</b>	<b>9</b>	<b>56.3%</b>
<u>Object not found</u>	7	77.8%
NFA	6	85.7%
Advice	1	14.3%
<u>Object found</u>	2	22.2%
Street Bail	1	50%
NFA	1	50%
<b>Black</b>	<b>6</b>	<b>37.5%</b>
<u>Object not found</u>	6	100%
NFA	6	100%
<b>Asian</b>	<b>1</b>	<b>6.2%</b>
<u>Object not found</u>	1	100%
Arrested	1	100%

# Section 23 Misuse of Drugs Act 1971



## Purpose of search

Drugs 251 100%

## Object found



Yes  
123  
49%



No  
128  
51%



## Top Locations

- Manchester Piccadilly Station 17
- Reading Station 6
- Preston Station 6
- Liverpool Lime Street 5
- Southend Central Station 4



# 251

# Section 23 Misuse of Drugs Act 1971



10 - 17

41

<b>White</b>	<b>24</b>	<b>58.5%</b>
<u>Object not found</u>	16	66.7%
NFA	8	50%
Advice	7	43.8%
Arrested	1	6.2%
<u>Object found</u>	8	33.3%
Summons	4	50%
Advice	2	25%
Arrested	2	25%
<b>Black</b>	<b>15</b>	<b>36.6%</b>
<u>Object not found</u>	10	66.7%
NFA	9	90%
Advice	1	10%
<u>Object found</u>	5	33.3%
Arrested	3	60%
Summons	1	20%
Advice	1	20%
<b>Asian</b>	<b>2</b>	<b>4.9%</b>
<u>Object found</u>	1	50%
Community Resolution	1	100%
<u>Object not found</u>	1	50%
NFA	1	100%



18 - 24

100

<b>White</b>	<b>63</b>	<b>63%</b>
<u>Object found</u>	43	68.3%
Cannabis Warning	19	44.2%
Summons	13	30.2%
Arrested	5	11.6%
NFA	2	4.7%
Fixed Penalty Disorder	2	4.7%
Advice	2	4.7%
<u>Object not found</u>	20	31.7%
NFA	14	70%
Advice	2	10%
Arrested	2	10%
Cannabis Warning	1	5%
Summons	1	5%
<b>Black</b>	<b>24</b>	<b>24%</b>
<u>Object found</u>	13	54.2%
Arrested	6	46.1%
Cannabis Warning	3	23.1%
Advice	2	15.4%
Summons	1	7.7%
NFA	1	7.7%
<u>Object not found</u>	11	45.8%
Arrested	10	90.9%
NFA	1	9.1%
<b>Asian</b>	<b>10</b>	<b>10%</b>
<u>Object found</u>	8	80%
Cannabis Warning	3	37.5%
Arrested	2	25%
Summons	2	25%
Penalty Notice Disorder	1	12.5%
<u>Object not found</u>	2	20%
NFA	2	100%
<b>Other</b>	<b>3</b>	<b>3%</b>
<u>Object found</u>	2	66.7%
Cannabis Warning	1	50%
Arrested	1	50%
<u>Object not found</u>	1	33.3%
NFA	1	100%



25 - 44

89

<b>White</b>	<b>65</b>	<b>73%</b>
<u>Object not found</u>	34	52.3%
NFA	25	73.5%
Advice	7	20.6%
Summons	1	2.94%
Arrested	1	2.94%
<u>Object found</u>	31	47.7%
Arrested	10	32.3%
Summons	7	22.6%
NFA	4	12.9%
Advice	4	12.9%
Cannabis Warning	4	12.9%
Penalty Notice Disorder	2	6.4%
<b>Black</b>	<b>19</b>	<b>21.4%</b>
<u>Object found</u>	10	52.6%
Cannabis Warning	4	40%
NFA	2	20%
Penalty Notice Disorder	1	10%
Arrested	1	10%
Summons	1	10%
Advice	1	10%
<u>Object not found</u>	9	47.4%
NFA	7	77.8%
Advice	2	22.2%
<b>Asian</b>	<b>3</b>	<b>3.4%</b>
<u>Object found</u>	2	66.7%
Summons	1	50%
Arrested	1	50%
<u>Object not found</u>	1	33.3%
Arrested	1	100%
<b>Not stated</b>	<b>2</b>	<b>2.2%</b>
<u>Object found</u>	1	50%
Cannabis Warning	1	100%
<u>Object not found</u>	1	50%
NFA	1	100%



45 - 64

7

<b>White</b>	<b>4</b>	<b>57.1%</b>
<u>Object found</u>	2	50%
Summons	1	50%
Arrested	1	50%
<u>Object not found</u>	2	50%
NFA	1	50%
Arrested	1	50%
<b>Black</b>	<b>3</b>	<b>42.9%</b>
<u>Object not found</u>	2	66.7%
NFA	2	100%
<u>Object found</u>	1	33.3%
NFA	1	100%



Not stated

14

<b>White</b>	<b>9</b>	<b>64.3%</b>
<u>Object not found</u>	8	88.9%
NFA	5	62.5%
Advice	3	37.5%
<u>Object found</u>	1	11.1%
Summons	1	100%
<b>Black</b>	<b>5</b>	<b>35.7%</b>
<u>Object not found</u>	5	100%
NFA	4	80%
Advice	1	20%

NFA = No Further Action

# Section 60 Criminal Justice and Public Order Act 1994



## Purpose of search

Offensive weapon	74	96.1%
Unknown	2	2.6%
Stolen items	1	1.3%

## Object found

Object Found	Yes	No
	6 7.8%	71 92.2%



## Top Locations

Stratford	21
Ilford	21
Lewisham	14
Edmonton Green (Met Police)	5
Catford Bridge (Met Police)	4



77



# Section 60 Criminal Justice and Public Order Act 1994



**10 - 17**  
12

<b>White</b>	<b>6</b>	<b>50%</b>
<u>Object not found</u>	6	100%
NFA	6	100%
<b>Black</b>	<b>5</b>	<b>41.7%</b>
<u>Object not found</u>	4	80%
NFA	4	100%
<u>Object found</u>	1	20%
NFA	1	100%
<b>Asian</b>	<b>1</b>	<b>8.3%</b>
<u>Object not found</u>	1	100%
NFA	1	100%



**18 - 24**  
38

<b>Black</b>	<b>17</b>	<b>44.7%</b>
<u>Object not found</u>	14	82.4%
NFA	10	71.4%
Advice	1	7.14%
Summons	1	7.14%
Arrested	1	7.14%
Cannabis Warning	1	7.14%
<u>Object found</u>	3	17.6%
Cannabis Warning	2	66.7%
Arrested	1	33.3%
<b>White</b>	<b>13</b>	<b>34.2%</b>
<u>Object not found</u>	13	100%
NFA	10	76.9%
Advice	2	15.4%
Unknown	1	7.7%
<b>Asian</b>	<b>6</b>	<b>15.8%</b>
<u>Object not found</u>	4	66.7%
NFA	4	100%
<u>Object found</u>	2	33.3%
Summons	2	100%
<b>Not stated</b>	<b>2</b>	<b>5.3%</b>
<u>Object not found</u>	2	100%
NFA	2	100%



**25 - 44**  
11

<b>White</b>	<b>7</b>	<b>63.6%</b>
<u>Object not found</u>	7	100%
NFA	6	85.7%
Arrested	1	14.3%
<b>Black</b>	<b>3</b>	<b>27.3%</b>
<u>Object not found</u>	3	100%
NFA	3	100%
<b>Other</b>	<b>1</b>	<b>9.1%</b>
<u>Object not found</u>	1	100%
NFA	1	100%



**45 - 64**  
2

<b>Black</b>	<b>2</b>	<b>100%</b>
<u>Object not found</u>	1	100%
NFA	1	100%



**Not stated**  
14

<b>Black</b>	<b>9</b>	<b>64.3%</b>
<u>Object not found</u>	9	100%
NFA	9	100%
<b>Asian</b>	<b>2</b>	<b>14.3%</b>
<u>Object not found</u>	2	100%
NFA	2	100%
<b>White</b>	<b>2</b>	<b>14.3%</b>
<u>Object not found</u>	2	100%
NFA	2	100%
<b>Not stated</b>	<b>1</b>	<b>7.1%</b>
<u>Object not found</u>	1	100%
NFA	1	100%